

for Handhelds



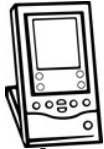
CONCEPT MAPPING



When to use it

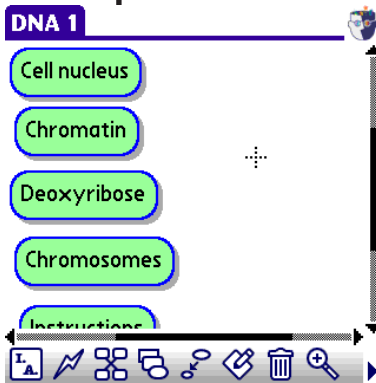
- You want to create a Concept Map on a topic.
- You want to show your understanding of concepts and how they relate.

How to do it



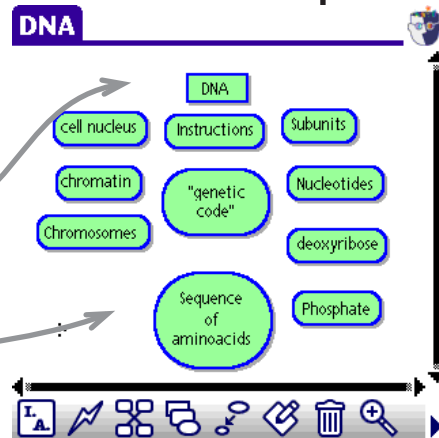
1 List key words.

- After reading an article or website, listening to a lecture, watching a video, or just thinking, make a list of words about the concept or main idea.



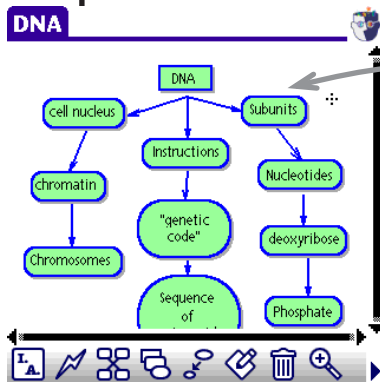
2 Arrange them.

- Type or write the main idea in the first symbol.
- Tap and drag each word/idea to the spot where it might make sense.



3 Link them.

- Add links to show how the concepts or ideas relate. (Feel free to move and change things until the map shows what you know and understand.)



4 Label the links.

- Add labels to the links to describe how the ideas relate. There are two types of relationships: propositions (sentences) and examples.

