



FRAME:

Identifying & Defining an Event, Issue or Problem



How to do it



When to use it

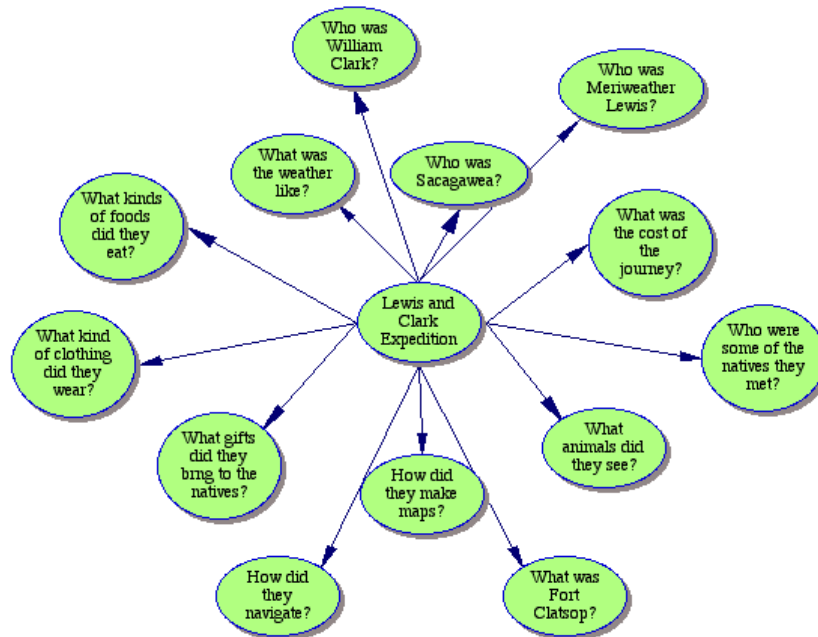
STEPS:

- 1) Generate
- 2) Eliminate
- 3) Evaluate
- 4) Elaborate

- You are trying to identify a good question for an inquiry project or report.
- You need to know the general topic, but need to decide on a question related to a specific event, issue or problem.

1 Generate.

- a) Using “rapid fire” type your questions as fast as they come.
- b) Don't stop to decide whether they are “good” questions or not.
- c) Save as “Frame 1”

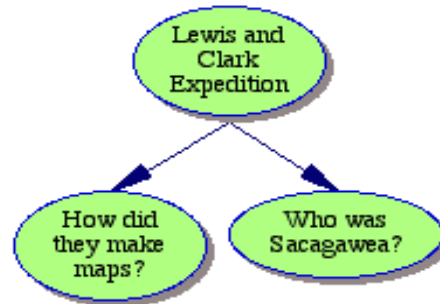




How to do it (cont.)

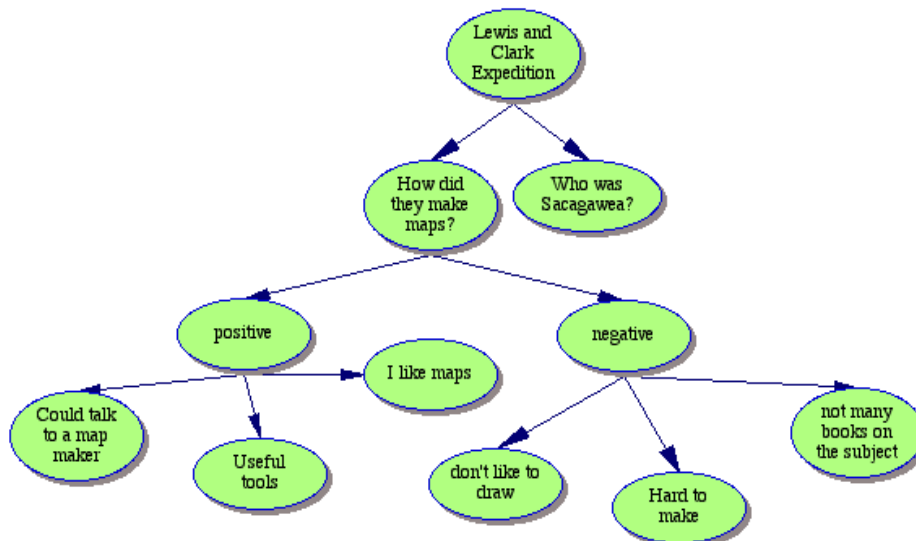
2 Eliminate.

- Look over all your questions.
- Choose two that interest you the most.
- Delete all the others.
- Save as "Frame 2"



3 Evaluate.

- List positives and negatives for researching and writing about each of your choices. Use them to evaluate and select the question you will try to answer for your inquiry project.
- Save as "Frame 3"

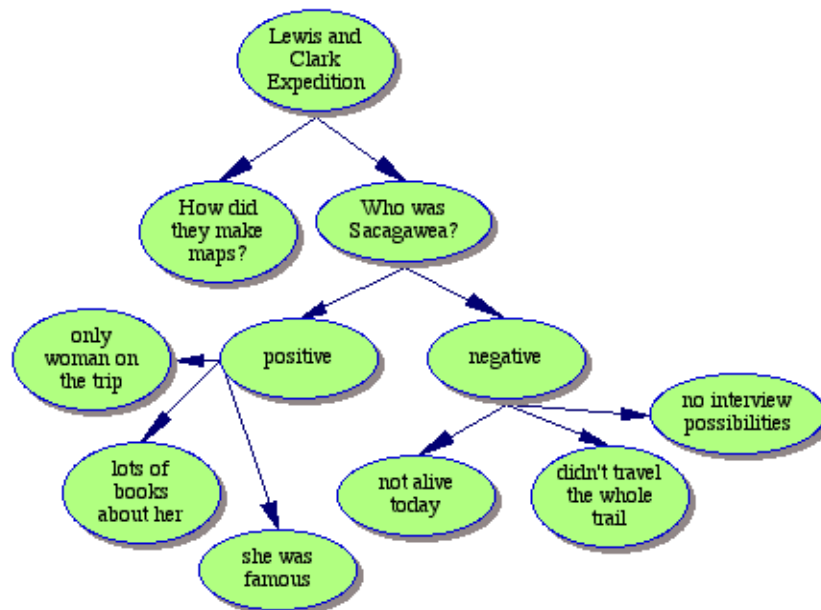


(positives and negatives listed for map making subject.)



How to do it (cont.)

(Positives and negatives listed for Sacagawea subject.)



Selection: Who was Sacagawea?

4 Elaborate.

- Ask specific questions to help you explore the inquiry question you selected.
- Use “Who”, “What”, “When”, “Where”, “Why” and “How” questions.
- Use this as the outline for your research.
- Save as “Frame 4”.

Sacagawea

- Who was she?
- What role did she play in the expedition?
- When did she join the expedition?
- Where did she go after the expedition?
- Why was she famous?
- How did she come to travel with Lewis and Clark?