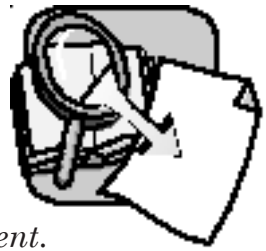


Lesson 10: FOCUSED NOTETAKING



Focusing on News

Sometimes you don't need to learn everything in a reading assignment. Use this strategy to **FOCUS** on certain information or questions.

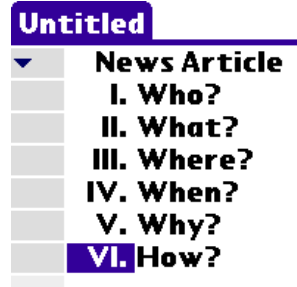
1 Note: This strategy focuses on the task of understanding a current event/news story... but you can use it to study **anything** and focus on elements or issues (usually, you'll get these from a teacher, but you can make them up) e.g. "What were the 5 major causes of the Civil War?" or "How do these two authors treat the theme of oppression?" etc. etc.

Step 1. Identify the focus.
Open a new Inspiration document, and for "Main Idea" in an outline or map (you choose), type the purpose, or focus, of your study. In this case, it will be the name of a news article, so just type a placeholder.

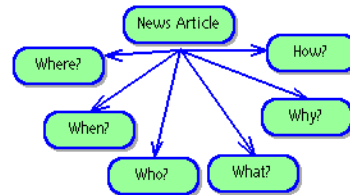


2 Step 2. Establish a structure.

Add words which contain the sort of information you'll be trying to find. In this case...Who, What, Where, When, Why & How.



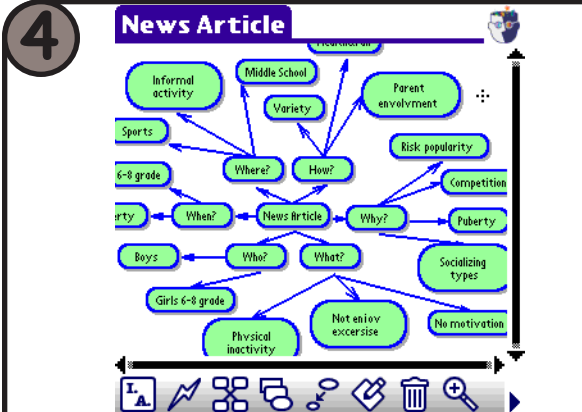
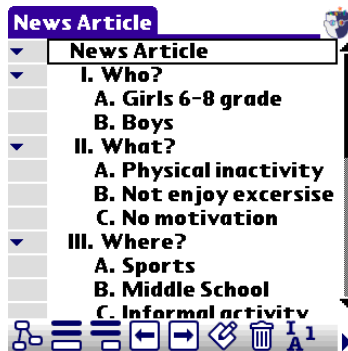
If you like, shift to Diagram View...



3 For this exercise, you'll need access to a real news article. You can use any newspaper or find an article on-line.

Step 3. Read and record.
As you read the article, use your map or outline to "jot" information in the focus areas.

You can record the information in either Outline or Diagram view



When you have recorded focus information from the whole article, you have completed

Lesson 10: FOCUSED NOTETAKING

★ Right on!



