

Lesson 7: SELF-TESTING

Studying Vocabulary



Use Inspiration and any kind of dictionary to make it easier to study tough words -- languages, math, science...anything!

- 1 • Open a new Inspiration document.

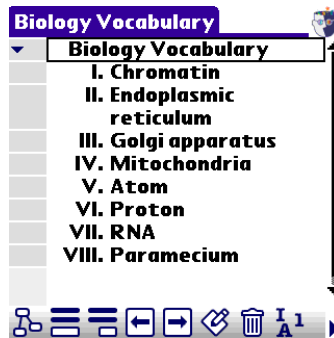


Inspiration



- Get into Outline View.

•Put in the words you need to learn. For practice, you can type in these biology words.



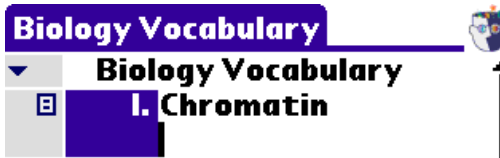
- Don't forget SAVE it!

- 2 • Now you are going to need to find definitions for each word.

- You can use a regular dictionary or if you have access to the internet you can use your favorite on-line dictionary (i.e. www.dictionary.com)



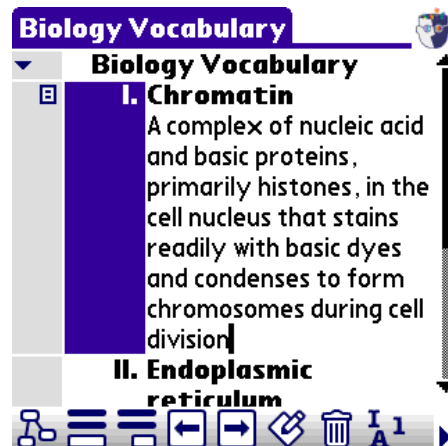
- 3 •To record the definition start a "Note" for the word by pressing "Return" (if you have a keyboard)



Or by selecting the "Note" icon from the bottom tool bar



- 4 •In the Note field write the definition for the first word...



- Continue doing this until you have definitions for each vocabulary word



Lesson 7: SELF-TESTING Studying Vocabulary

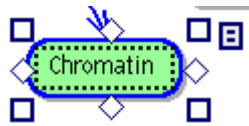
5

- You can also switch to Diagram View and view each definition

• Switch to Diagram View



• For each word that you have recorded a definition there will be a Note icon in the upper right hand corner



6

- To view the definition in simply tap the Note icon for the word

Chromatin



A complex of nucleic acid and basic proteins, primarily histones, in the cell nucleus that stains readily with basic dyes and condenses to form chromosomes during cell division

.....

.....

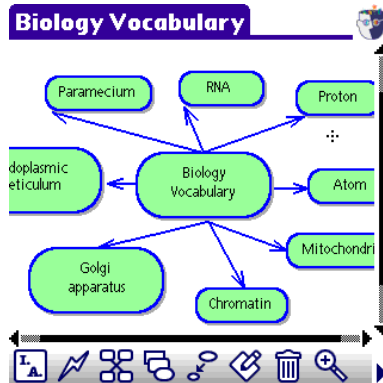
.....

.....

Done Delete...

7

- When all words are complete with definitions, use it to study by hiding all the words and self-testing.



Lesson 7: SELF-TESTING

🎯 Right on target!